



Protecting People | Protecting Agriculture | Protecting Wildlife

140-C Locust Grove Rd.
Pittstown, NJ 08867
(908) 735-5654 / Fax (908) 735-0821

January 2011

The U.S. Department of Agriculture (USDA) prohibits discrimination to all its programs and activities on the basis of race, color, national origin, sex, religion, disability, political beliefs, sexual orientation, or marital or family status.

Fact Sheet

MANAGING CANADA GOOSE DAMAGE

Identification:

Canada geese are one of the most readily recognized and observable birds in New Jersey (NJ). Its large size (2'-3' tall, 10-12 lbs.), black head, and white cheek patch distinguish it from other waterfowl. Males and females are similar in appearance, with a black neck, dark brown back, tan front, and white undersides. They can live approximately 20-25 years in the wild.

Legal Status:

Canada geese are migratory game birds that are afforded Federal and State protection. Goose populations are managed by the U.S. Fish and Wildlife Service (USFWS) and the NJ Division of Fish and Wildlife (NJDFW) pursuant to the Migratory Bird Treaty Act (16 USCS 703-712), Federal Regulations (50 CFR 10, 13, 20 & 21), NJ Statutes Annotated Title 23, the NJ Game Code, and other Federal and State laws, regulations, policies, and court rulings. Procedures, such as handling nests and eggs, capturing and relocating birds, capturing and euthanizing birds, shooting birds to reduce damage, and any other activity that includes handling birds, their parts, and/or their nests and eggs requires compliance with these laws. A permit is generally required to conduct any of these activities. A permit application can be obtained from the USDA APHIS Wildlife Services (WS) at (1-866-4-USDA-WS) or USFWS at (413-253-8643 or online at <http://www.fws.gov/forms/3-200-13.pdf>). The permit application must be submitted to the USFWS Regional Office (Region 5) in Hadley, MA. Permit application processing time may range from two to six weeks. Registration for the taking and/or addling of Canada goose nests and eggs can be done online at <https://epermits.fws.gov>.

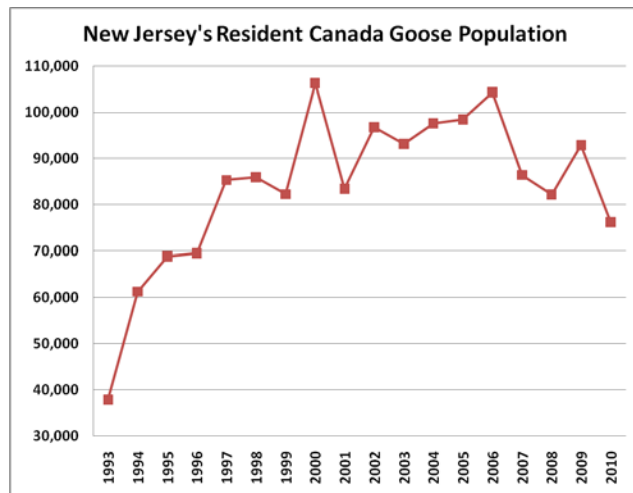


Population Status:

There are two behaviorally-distinct types of Canada goose populations in NJ: resident and migratory. Although they may appear similar, they exhibit many different behaviors that affect the management of these birds. Typically resident geese are those that nest south of the Canadian border. Migratory geese nest north of the Canadian border, migrating south beginning in October and return back to Canada by March to begin nesting.

- ***Resident Canada Geese of NJ.***

Resident Canada geese of NJ are those that nest in the State. In the winter, resident geese may move south during cold weather. Additionally, resident geese from states further north may move into NJ at these times. Resident geese are found throughout NJ year-round and number approximately 76,190 according to 2010 data from the NJDFW. According to USFWS Resident Population Spring 2010 Surveys, approximately 969,000



resident Canada geese can be found in the Atlantic Flyway. The resident North American population increased 3.6-fold from 1 million birds in 1990 to over 3.5 million birds in 2007.

- ***Migratory Canada Geese in NJ.*** Migratory geese pass through or remain in NJ from October through March. Mid-winter waterfowl surveys conducted by the NJDFW indicate that for 2010, the mid-winter goose population in NJ totaled 152,565 migratory and resident birds. Migratory Canada geese, which occur in NJ during the winter, belong to the North Atlantic Population and the Atlantic Population, both of which nest north of the Canadian border.

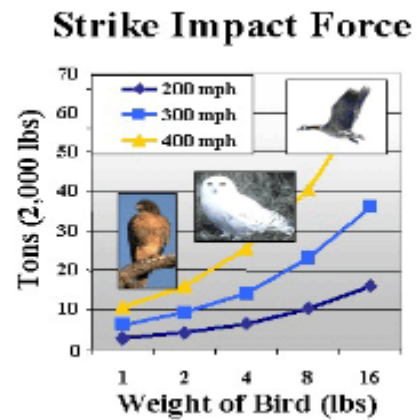
Damage:

The majority of Canada goose damage complaints in NJ involve accumulations of feces on lawns and walkways at homes, schools, hospitals, corporate campuses, and public parks. Goose feces damage property, compromise overall quality of life, and have the potential to pose serious health threats due to the presence of disease-causing organisms. Other damage associated with geese includes overgrazing of lawns and recreational fields, and goose aggression and human injury during the nesting season.

Agricultural damage caused by Canada geese includes crop depredation to sweet and field corn, soybeans, winter wheat, rye, clover, sod, vegetables, and other crops. This damage reduces yield and may increase erosion.

Natural resources such as native wetland habitats (wild rice) and wetland restoration sites (moist-soil impoundments) may also be damaged by goose grazing activities that remove and trample vegetation.

Waterfowl such as Canada geese may pose serious flight safety hazards at airports. Due to their large body size, flocking behavior, and relative abundance in urban/suburban areas, geese have the potential to be involved in damaging bird-aircraft strikes that have resulted in loss of human lives, injuries, and substantial financial losses.



CANADA GOOSE DAMAGE MANAGEMENT METHODS

Management of problems associated with Canada geese requires development of an **integrated damage management program** that includes a variety of safe, practical, effective and legal techniques and approaches and is discussed in the sections that follow. It is the responsibility of the landowner to develop and implement the management program, although certain aspects of the program may be conducted by WS, private contractors, the landowner, or others. Commercial sources of materials and supplies are listed at the end of this leaflet. WS does not endorse particular companies or products.

Do Not Feed Geese:



Geese attracted to an area by food handouts from people cannot be induced to leave, despite application of time-consuming and expensive management techniques. Cessation of feeding is the most important first step in resolving a damage problem. Passage of municipal ordinances and homeowner's association policies and regulations are usually necessary to accomplish this objective. Geese that are fed by people are difficult or impossible to harass away, will accumulate in great number, have a higher incidence of disease transmission (duck viral enteritis and

botulism), and may suffer from deformities and poor health due to nutritional deficiencies. Posting of signs will contribute to the public's understanding and compliance with no feeding policies.

Remove Domestic Ducks and Geese:

Domestic ducks and geese serve as decoys to wild waterfowl, since geese may learn to locate food resources by watching the behavior of other birds. Removal of domestic waterfowl may reduce the extent to which wild waterfowl are attracted to an area, and make enforcement of NO FEEDING ordinances easier to accomplish. No Federal or State permit is necessary to remove

domestic waterfowl, but county and municipal laws and regulations must be followed. Removal techniques must comply with all applicable laws, regulations, or policies.

Habitat Management:

Habitat modifications include alteration of vegetation and bodies of water to remove their attractiveness for geese. Unfortunately habitat management may also adversely affect the usefulness of the property for its intended purpose.

- **Vegetation.** Geese are grazers, and prefer to feed on short grass in areas that are open and within sight of a body of water. Replacement of lawns with pachysandra, English ivy, vetch, wildflowers, or other ground cover will remove the food value provided by the lawn. Long grass management, which entails maintaining grass to approximately 10", may deter geese. However, geese have been observed in tall vegetation if seed heads are present. For this reason, cut the grass back prior to seed development.
- **Water.** Geese prefer to land on water and to graze on grassy areas within sight of a body of water. Additionally, geese may concentrate nesting and brood rearing activities near water. Water management to deter geese includes removing and/or modifying (covering) retention basins, installing grid wires over ponds, installing perimeter fencing around ponds and lakes, and other activities that remove the water as an attractant. These activities prohibit goose access to water, and/or remove water from the birds' view. Eliminating wetlands to reduce goose damage is not generally recommended or desirable since it may adversely impact protected wildlife and could be in violation of State and Federal laws. Guidance from Federal and State agencies should be sought and adhered to prior to wetland modification. Mitigation measures such as wetland restoration at alternate sites may cost more than \$100,000 per acre.
- **Fencing.** When geese have goslings and will not fly away, and when they are molting and cannot fly, fencing and other barriers can limit their access to certain areas. Fences should be sturdy, firmly affixed to the ground, and completely encircle the protected area. They can be constructed of chicken wire, snow fencing, dense hedges or other vegetation, or other commercially-available materials. Fences should be 3-5 feet tall, and installed during February-March to deter geese from the area prior to nesting and molting. Single and double-wire monofilament or other thin line have been used, but with unpredictable success. They tend to be invisible to people and pets, and can cause injury.
- **Mylar Tape.** Mylar is a thin reflective tape that is usually silver on one side and red on the other. It is available in various widths, but is most commonly applied in suburban goose management situations as a perimeter fence using the ½" width stapled to stakes around the boundary of the protected area. Tape should be twisted and somewhat slack to permit movement. Tape is stapled to wooden stakes, which are pushed into the ground so the tape is approximately 2' above the surface of the ground. Wider widths (6") are more typically used on farms, golf courses, and other large acreage areas. With both widths, reinforce the ends and attachment points with strapping tape to reduce shredding and tearing. Effectiveness of



mylar tape varies greatly, and may be most effective when it is strung as a single line fence to guide geese towards alternate loafing and feeding areas. If no such areas exist nearby, mylar tape may be ineffective in deterring geese.

- **Flagging.** Flags, constructed of plastic trash bags or other material (2'x3') stapled or nailed to wooden stakes have been effective in reducing goose presence on agricultural fields, and other large acreage areas. Flags should be placed in the ground at an angle so that they move with the slightest breeze. They should be moved to new locations every few days so that the geese do not habituate to them. Flags can be placed in the yard or along the water's edge (1 per 25' of frontage).
- **Balloons.** Installation of large helium-filled balloons with decals resembling eyes have been used with limited success in deterring geese from small areas. Geese may be reluctant to remain beneath an object hovering above them, and may move to an area without this disturbance. Balloons should be hung or tethered so they float about 40-50 ft. in the air.
- **Repellents.** Two chemical formulations are registered with the U.S. EPA as Canada goose taste repellents: methyl anthranilate (MA) and anthraquinone. Anthraquinone is the active ingredient in the product, Flight Control®. Flight Control PLUS is a spray applied to the grass that is offensive to geese, thus denying them their food source (www.flightcontrol.com). MA is a non-toxic taste aversion agent that renders food (grass) unpalatable to geese. MA is a grape flavor food additive approved by the FDA for human consumption, is generally recognized as safe, and poses no harm to people or pets. MA is the active ingredient present in ReJeX-iT®, which is available in three formulations: AG-36, an aqueous slurry that is mixed with water and applied to turf; AP-50, a free-flowing wettable powder used on temporary pools of water on landfills and airports; and TP-40, a liquid formulation used in non-fish bearing bodies of water at landfills, tailings ponds, and commercial/industrial impoundments. The cost of the material (approximately \$150-250/acre of grass) may be cost-prohibitive for widespread use on private lawns, but applications on smaller, high-priority areas (around picnic tables, parking lots, driveways, and swing-sets) may provide some relief. Prior to using MA products, confer with the manufacturer to determine appropriate mowing, watering, and application scheduling (www.rejexit.com).

Harassment:

Harassment of geese with pyrotechnics, propane cannons, trained dogs, vehicles, boats, radio-controlled (RC) cars and boats, horns, distress calls, lasers, and other devices can be effective in deterring geese. Success depends on the technique, nature of the goose problem, number and habits of geese present, and the timing and diligence with which harassment is conducted. No Federal or State wildlife permit is required to harass geese, as long as they are not handled, harmed or killed. In agricultural settings, a State permit is required to operate a propane cannon. Contact the NJDFW (908-735-7040) to obtain a permit for propane cannon use. Federal explosives licenses or permits may also be necessary for any individual or company that purchases or otherwise acquires explosive pest control devices, such as pyrotechnics. In general, the best results are obtained when harassment is initiated as soon as the problem is detected, early in the season or as soon in the day as the geese arrive. Discontinue use of harassment techniques after geese have left. Vary the location of devices and use more than one

harassment device each day. Migratory geese may be more responsive to harassment than resident geese. Another factor influencing the success of harassment techniques is the availability of alternate loafing and feeding sites. Effectiveness of harassment may be limited where many property owners are scaring geese, and birds simply fly from property to property in the neighborhood or community.

Confer with your municipal Police Department and comply with all use restrictions, regulations, and permit requirements they identify. Inform your neighbors of your intent to use harassment devices, since they make considerable noise, and may be mistaken for gunshots.

Harassment of geese associated with damage at one site may result in increased goose presence and damage at adjacent areas. Harassment does not cause geese to migrate and it has seldom resulted in the permanent and large-scale reduction of goose presence. Regardless, harassment with legal and effective techniques may be an important aspect of your integrated goose damage management plan.


- **Pyrotechnics.** Pyrotechnics are noise-making devices shot out of a starter pistol (screamer shells, bird bombs, bangers) or a 12-gauge shotgun (shell crackers). Screamers and bangers shot from the starter pistol have a range of approximately 30-80 yards, and are most suited for suburban areas with ample buffer area to prohibit devices from entering neighboring properties and causing harm to people and/or property. Shell crackers, used with a break action 12-gauge shotgun, have a range of up to 100 yards, and are typically used on large areas such as agricultural land, airports, county parks, estates, corporate properties and schools. Any individual or company that purchases or otherwise acquires explosive pest control devices, such as pyrotechnics, may need to possess a Federal explosives license or permit. Individuals in need of obtaining a Federal explosives license or permit may find information and application forms at <http://www.atf.gov/explosives/how-to/explosive-pest-control-device-requirements.html>.

Comply with all State and local firearm discharge, use, possession, and transport laws, regulations, and policies. Discharge of pyrotechnics may be inappropriate or prohibited in some areas, since they may start fires, ricochet off buildings, pose traffic hazards, cause dogs to bark incessantly, and may injure or irritate some people. Comply with requirements identified by your municipal Police Department regarding use of pyrotechnics on your property. Refer to the accompanying section entitled “Pyrotechnics for Bird Control,” for additional technical advice and safety instructions on the use of pyrotechnics.



- **Propane Cannons.** Propane cannons are machines that ignite propane gas to produce loud explosions at timed or random intervals. They should be located in areas of high use of geese, and moved around the field or location at least every 2-4 days, if not more frequently. The noise is extremely loud, and may not be appropriate or permitted in suburban or urban areas. A State permit is required to operate a propane cannon to protect agriculture from goose damage.


- Trained Dogs.** The use of trained dogs, usually Border Collies, Australian Shepards, or Labradors, to harass geese away from damage situations is an increasingly popular technique. Dogs may be purchased or the service may be provided by a handler/dog team or company. It may be advisable to obtain a demonstration to determine the potential for the technique to be effective on your site. Harassing geese with trained dogs appears to be most effective in areas with no water bodies or with single, small (less than 2 acres) water bodies, since geese will be forced to go elsewhere to find refuge. Geese, harassed by dogs in one area, often get pushed to a nearby neighboring area, where they can potentially become/continue to cause a problem. As with all harassment approaches, the use of dogs usually requires an ongoing program that is augmented with other management techniques. Although no Federal/State permit is required to use dogs to harass geese, the dog's handler is responsible for maintaining control of the dog. If the dog inadvertently harms or kills a goose, the handler is liable for violations of Federal and State laws. The use of dog silhouettes and/or predator (coyote, fox, etc.) effigies can be used to reinforce dog harassment in some areas. The silhouettes and effigies should be moved frequently to enhance their effectiveness and reduce the goose's proclivity to habituate to their presence.



- Lasers and Beacon Lighting.** The use of relatively low-powered, long-wavelength lasers (630-650 nm “red beam”) provide an effective means of dispersing some “problem” bird species such as Canada geese. The best results are achieved under low-light conditions (sunset through dawn) and target structures or trees close to roosting birds, thereby reflecting the beam and scaring the birds out of the area. Safe and effective dispersal of birds in a variety of settings is dependent on site conditions, particularly in urban areas. Lasers should not be aimed in the direction of people, roads or aircraft. Lighted beacons that are placed on water bodies are also available and may or may not be effective in the dispersal of roosting geese.
- Other Harassment Devices.** The use of vehicles, horns, distress calls, and electronic sound generated devices, and other noise-making devices have mixed success in harassing geese away from problem situations. Mute swans are not effective in preventing Canada geese from using and nesting on a pond or lake. Additionally, they are an exotic species which may become involved in damage problems themselves. Mute swans may also serve as decoys to attract additional geese and ducks to the area.

Population Management:

- Reproductive Control.** No contraceptive drugs are registered with the FDA for use in managing Canada geese in NJ. However reproductive control can be accomplished through other activities **authorized in a Federal/State permit.** The permit registration process for conducting Canada goose nest and egg



destruction and treatment (explained below) can be accessed online through USFWS at <https://epermits.fws.gov/eRCGR/geSI.aspx> . Landowners, public land managers, or local government may register at the above website to obtain federal authorization to destroy the eggs. Registration is annual and takes place between January 1 and June 30 of the year for which they are registered. All employees or agents who may conduct the work on the behalf of a landowner, public manager, or local government must also be registered. All listed registrants must be 18 years or older to conduct work. Nests and eggs can only be taken between March 1 and June 30 of the year that they are registered



for. All registered entities must return to the site by October 31 to report the number of nests with eggs that are destroyed for that year. The date (month) and location (county) for each nest must also be reported. It is required that all registrants report, even if there is “no activity.” Registrants with outstanding reports will not be able to register for future seasons. Depending on the exact problem situation, goose nests and

eggs are either removed and destroyed (buried), or treated and returned to the nest. Removal of nests is intended to deter the geese from nesting in the same area again. It may need to be done repeatedly throughout the nesting season, and over several years. Approved treatment of eggs to arrest their development and eliminate hatching and production of goslings consists of shaking, puncturing, or oiling the eggs. Treated eggs are returned to the nest and the adult geese remain attached to the nest site. Treatment of eggs is typically done where the current number of geese is tolerable, but additional birds would not be. Treatment or removal of eggs will not reduce the overall goose population, but may slow its growth and make adult geese (not attached to goslings) more responsive to harassment. Additionally, fewer geese will be associated with your property throughout the spring/summer.

- **Regulated Sport Hunting.** Although most research indicates that regulated sport hunting does not reduce overall resident Canada goose populations, sport hunting may reduce or redistribute goose damage to tolerable levels in some site specific areas. This probably occurs since legally hunted geese may be more responsive to pyrotechnics and other harassment techniques. In NJ, geese can be hunted during three seasons: 1.) September Season, open statewide during the entire month (15 daily, 30 possession); 2.) Regular Season, open in three statewide zones with differing dates (generally 1 week in late November and 1 or 2 weeks in late December-early January) (3 daily, 6 possession); and 3.) Special Winter Season, open in two separate hunt areas during mid-January through mid-February (5 daily, 10 possession.) Contact the NJDFW (Bureau of Wildlife) office in Trenton (609-292-6685), or visit their website at www.njfishandwildlife.com for more information about goose hunting seasons. Waterfowl hunters are required to possess a NJ Hunting License, a Federal Migratory Bird Hunting and Conservation Stamp, a NJ Waterfowl Stamp, a NJ Firearms Purchaser Identification Card, and a HIP (Harvest Information Program) number (available online at <http://www.njfishandwildlife.com/als/websalesintro.htm> or from a licensing agent using the new IELS system or by calling the toll-free NJ telephone sales line at 888-277-2015). Consult and comply with all regulations contained in the current NJ Fish and Game

Digest. Additionally, check and comply with State, county and municipal ordinances that control access onto private property, possession and use of firearms, hunting, and creation of noise.


- **Shooting Geese Pursuant to a Depredation Permit.** Shooting a few geese a day may improve the effectiveness of harassment with pyrotechnics. A Federal/State permit is required, and must be carried with you during conduct of permitted activities. This technique is typically employed on agricultural areas, airports, golf courses, and other areas with large expanses of land away from houses and residential development. Shooting may be impractical and/or prohibited in most urban/suburban goose damage situations, due to safety concerns, local noise and discharge ordinances, and adjacent land uses. Consult with your neighbors and municipal offices to determine if shooting could be implemented on your site. Permit applications are available from WS and USFWS (www.epermits.fws.gov). Use only approved nontoxic shot while shooting geese.

- **Capture and Remove Geese.** Reduction of the local goose population could be accomplished by capturing and removing geese, pursuant to authorities listed in a Federal/State permit. Federal and State regulations may permit the capture and removal of resident Canada geese during the period April 1-August 31. However, geese are most easily captured during the molting period when they lose their primary flight feathers, rendering them flightless (mid-late June through early-July). Geese can be captured with netted panel traps during the molt, or at other times with swim-in traps, decoy traps, dip nets, and by hand.



Once they are captured, geese would be placed into poultry crates and euthanized. Under permit conditions, euthanized geese would then be buried, incinerated, or donated as a food source to charitable organizations. Euthanasia of captured geese should be conducted by trained individuals and carcasses would have to be processed and donated according to State guidelines. This approach may be somewhat controversial and should be preceded by application as well as community involvement in the decision-making process. Refer to the following section entitled, “A Community-based Approach to Managing Canada Goose Damage,” for additional guidance in developing a meaningful integrated goose management plan for your community.

Relocation of geese from one property to another is generally not permitted since relocated geese could cause damage and/or disease problems at the new site. In a few cases, such as on golf courses and in picnic areas, moving molted geese to another location on the same property provides short-term relief from goose damage.



A COMMUNITY-BASED APPROACH TO MANAGING CANADA GOOSE DAMAGE

Introduction:

Many NJ communities support large and increasing populations of resident Canada geese. Manicured and fertilized lawns, landscaped ponds and reservoirs, food handouts from people, and relative isolation from predators and hunters in communities around the State provide exceptional goose habitat. Canada geese are very accommodating to human presence and altered landscapes. They nest on rooftops, planters, and other structures near homes, businesses, hospitals, and schools. Geese are a valuable component of the urban/suburban environment, and provide enjoyable wildlife opportunities for many people. In some circumstances, goose aggression during nesting, accumulations of feces, and grazing of lawns impede the public's ability to use municipal and county parks, gain safe access to homes, workplaces and hospitals, and otherwise enjoy properties for their intended use. Individual property owners, however, often do not have effective tools with which to successfully address problems associated with geese. Because geese freely move among properties, and commonly graze and rest on large grassy areas on schools, parks, and corporate properties, solutions to large scale goose problems are often best developed and conducted at the community level. Geese are migratory birds that are protected by the Migratory Bird Treaty Act and other Federal and State laws, regulations, and policies. An integrated damage management program that includes a variety of different techniques and approaches usually provides the most effective relief from goose damage. Although individual homeowners and land managers can conduct goose management activities on their properties, the best approach may be to coordinate actions into a community-based goose damage management program. In some cases, depending on the severity of the problem and the complexity of proposed solutions, the community may enter into formal agreements or contracts with government agencies or private service providers to conduct some aspects of the program.



Community Actions:

- 1. Initiate a Fact-finding and Communication Plan.** Determine the extent and nature of problems associated with geese, including the number of landowners affected and locations and impact of damage. Develop a consensus within the community regarding the preferred actions to take to reduce damage to a tolerable level. Some communities may want to develop a working group or task force of people willing to deal with the problem and proposed solutions.
- 2. Enact and Enforce a No Feeding Ordinance.** A municipal ordinance that prohibits feeding of wild and domestic ducks and geese is a necessary first step in reducing goose damage.
- 3. Conduct Goose Damage Management Activities.** Techniques and approaches described in the above sections, including habitat modification, harassment, sport hunting, use of repellents, and other methods, should be applied as appropriate.

4. Review and Update Land Use Policies. Local land use practices that encourage development of lawns, artificial ponds and reservoirs, and that discourage hunting, exacerbate problems associated with Canada geese. In communities with goose problems, these policies and practices should be revised and discontinued.

5. Reduce or Eliminate Goose Reproduction (Online Registration Required). Elimination of goose reproduction by destroying and/or treating nests and eggs will reduce the number of geese associated with the problem site during the spring and summer, increase the effectiveness of harassment, and reduce human safety concerns associated with aggressive nesting geese.

6. Shoot Geese to Reinforce Non-lethal Actions (Permit Required). On large properties such as parks, golf courses, corporate properties, and farms, shooting a few geese each day may substantially enhance the scaring effect of non-lethal methods, especially pyrotechnics. To conduct this activity in NJ, a Federal/State depredation permit, a Firearm Purchaser ID Card, landowner permission, and relief from municipal firearm discharge and/or noise ordinances are required.

As early in the process as possible, the community should develop a goose damage management program that includes most of these six actions. A written Canada Goose Damage Management Plan should describe the program, listing goals, objectives, responsibilities, timelines, and costs. In some communities, conducting these actions will substantially and satisfactorily reduce problems associated with Canada geese. In other communities, however, goose problems will continue despite careful application of the actions. Communities should employ, monitor and document the effectiveness of these actions and revise their Management Plan as appropriate.

Goose Population Management:

In cases where the community wishes to obtain a permit to capture and remove geese to reduce the local population, the following guidelines should be followed:

1. Obtain community support of the problem assessment and proposed goose population management program.
2. Document the implementation and effectiveness of all previously applied techniques.
3. Ensure total compliance with all laws pertaining to goose management and use of specific techniques. Submit a Federal Fish and Wildlife Permit Application to USFWS for authorization to conduct the population reduction activity. In most cases, the technique would be to capture and euthanize geese during the June/July flightless period.

Community Notes:

The community is responsible for writing the Management Plan and conducting goose damage management actions, although some aspects of the Plan may be written and/or conducted by government agencies or private service providers pursuant to funded contracts. Costs to conduct all aspects of the integrated goose damage management program are the responsibility of the community. Public opinion regarding geese, goose-related problems, and solutions varies widely. Goose population reduction programs are usually accompanied by media and legal interest.



AGENCY CONTACTS

USDA APHIS Wildlife Services- 140-C Locust Grove Rd. Pittstown, NJ 08867 (908) 735-5654/ Fax (908) 735-0821 **Permit Applications, Recommendations, and Technical/Direct Control Assistance

US Fish and Wildlife Service-300 Westgate Center Drive Hadley, MA 01035 (413) 253-8200/Fax (413) 253-8308
**Permit Applications, Federal Permit Status of Applications

NJ Division of Fish and Wildlife, Bureau of Wildlife Management-P.O. Box 400 Trenton, NJ 08625 (609) 292-3649 **Hunting information, Status of Permit Application

SOURCES OF SUPPLY

Becker-Underwood- P.O. Box 667 Ames, IA 50010 1-800-232-5907 ReJex-iT ® (MA repellent)
www.beckerunderwood.com

Bird Barrier-74 Henry Street Secaucus, NJ 07094 1-800-503-5444 **Balloons, reflective tape, perimeter fencing, gridding systems, twine, netting, sound system, dead bird decoys, pyrotechnics, propane cannons, lasers
www.birdbarrier.com

Bird-X, Inc.-300 North Elizabeth St. Chicago, IL 60607 1-800-860-0473 **Balloons, reflective holographic tape, distress call sound system, Goose Chase™ (MA repellent) www.bird-x.com

Margo Supplies, Ltd.- P.O. Box 5400 High River, Alberta, Canada T1V 1M5 1-403-652-1932 **Balloons, reflective tape, traps, distress call sound systems, pyrotechnics, bird lasers, propane cannons
www.margosupplies.com

Nixalite of America, Inc.-1025 16th Ave. East Moline, Il 61244 1-888-624-1189 **Balloons, reflective tape, netting systems, ReJex-iT ® (MA repellent) www.nixalite.com

Reed-Joseph International Co- P.O. Box 894 Greenville, MS 38702-0894 1-800-647-5554 **Balloons, reflective tape, pyrotechnics, propane cannons www.reedjoseph.com

SEA Technology, Inc.-Louisville Branch P.O. Box 195 382 E. Oak St. Lebanon Jct., KY 40150 1-888-732-2246 **Bird lasers www.aviandissuader.com

Sutton Agricultural Enterprises, Inc.-746 Vertin Ave. Salinas, CA 93901 1-866-280-6229 **Balloons, reflective tape, pyrotechnics, propane cannons, netting systems, distress call sound systems www.suttonag.com

Wildlife Control Supplies- P.O. Box 538 East Granby, CT 06026 1-877-684-7262 **Balloons, reflective tape, pyrotechnics, propane cannons, repellents, effigies www.wildlifecontrolsupplies.com

Wildlife Control Technology, Inc.-2501 N. Sunnyside Ave. Fresno, CA 93727 1-800-235-0262 **Balloons, reflective tape, pyrotechnics, propane cannons www.wildlife-control.com

~~~~~  
*USDA APHIS WS does not recommend, nor oppose any such private company or group that may provide wildlife management services or products.*  
~~~~~

